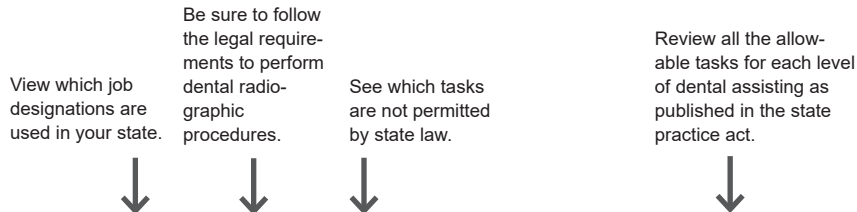




2019 Allowable and Prohibited Duties for Dental Assistants: Tennessee



How to Use the Following Charts



View the education/training/credential required for each level of dental assisting.

| Arizona | | Title approved 2/19/18 | |
|---|--|---|--|
| Education/Training/Credential Required | Job Title Assigned by State (AZ) | Expanded Function Dental Assistant (EFDA) | Dental Assistant |
| <p>To perform specified restorative functions in a dental office, a dental assistant must hold an Arizona Expanded Function - Restorative Certificate. To qualify, one must:</p> <ul style="list-style-type: none"> Hold the AZ Core Competency Restorative Certificate (see requirements below) and the AZ Restorative Certificate (see requirements in the report) Pass the AZ Core Competency Restorative Certificate (see requirements below) and the AZ Restorative Certificate (see requirements in the report) Pass the national DANB Radiation Health and Safety (RHS) exam Pass the national DANB Restorative Procedures Certificate, issued by DANB Be currently certified in another U.S. state as a dental assistant with successful completion of written and clinical dental radiography (ADR) Be an Arizona State Board of Dental Examiners (ASBDE) member in good standing and have the Arizona Restorative Procedures Certificate, issued by the ASBDE <p>Arizona no longer requires dental assistants to take the Arizona Clinical Radiography Reference Exam as a requirement for holding a Restorative Certificate. Dental Assistants who passed the exam prior to 10/1/17, but have not passed the exam, may not call DANB as a RHC or RHC for information on the Arizona Restorative Procedures Certificate.</p> <p>The ADAN/DANB Alliance has a list of 70 job functions which were developed as a result of a dental assisting task force. Functions in this state that apply to the national DANB ADAA Core Competencies are indicated by the right arrow in the table. Functions indicated with the left arrow are not specifically included in DANB/ADAA requirements.</p> <p>These state templates reflect the current state of the ADAN/DANB Alliance to support an uniform national model for the set of dental assisting tasks, levels and requirements, which will be used in a similar manner for dental assistants.</p> | <p>Expanded Function Dental Assistant (EFDA)</p> <p>Dental Assistant</p> <p>Entry Level Dental Assistant</p> | <p>Restography Procedures</p> <p>Functions NOT Permitted by Dental Assistants in AZ</p> <p>The following functions are not permitted by any level of dental assistant:</p> <ul style="list-style-type: none"> 46. Taking full impressions for any advancing orthodontic appliances, fixed or removable prosthesis. 51. Introral carriage of dental radiographic equipment* A procedure which by its use could injure patients, or certified dentists can perform. Final job registration. Activating radiographic exposure. An irreversible procedure. <p>* Under a new Arizona law passed in the 2019 legislative session, a dental assistant who has met the requirements for an Expanded Function Dental Assistant listed in the dental practice act may perform placement, carrying and finishing of direct restorations.</p> | <p>Education/Training/Credential Required</p> <p>Job Title Assigned by State (AZ)</p> <p>Expanded Function Dental Assistant (EFDA)</p> <p>Dental Assistant</p> <p>Entry Level Dental Assistant</p> |



| Arizona | | Title approved 2/19/18 | |
|---|---|--|------------------------------|
| Job Title Assigned by State (AZ) | Expanded Function Dental Assistant (EFDA) | Dental Assistant | Entry Level Dental Assistant |
| <p>Allowable Functions (Functions with numbers next to them are specifically in Core Competency designations. Functions with titles are in the state's practice act but are not specific matches to DANB research)</p> <p>Under General Supervision*</p> <ul style="list-style-type: none"> 15. Apply fluoride varnish 40. Apply sealants Final job registration Final job registration - consultation conducted through telemedicine <p>Level of Supervision Not Specified</p> <ul style="list-style-type: none"> 12, 23, 51, 70. Perform placement, carrying and finishing of direct restorations or the placement and carrying of unattached lenses, having the procedure done by a licensed dentist. The restorative materials used must be determined by the dentist. <p>Under General Supervision*</p> <ul style="list-style-type: none"> 9. Perform coronal polishing procedures. <p>Under Direct Supervision*</p> <ul style="list-style-type: none"> 13. Remove sutures 23. Apply ligatures 27, 31, 35, and remove dental casts and metal facings 42. Remove partial denture clasps and metal restorations 47, 52. Fabricate and place interim impressions with temporary cement 48. Perform radiograph contact and receive radiographs with hand 50. Perform radiograph contact and receive radiographs with hand 53. Place dental material into a patient's mouth in response to a patient's dental instruction. 54. Place dental material into a patient's mouth in response to a dentist's instruction. 55. Remove excess cement from trays, crowns, bridges, and orthodontics 56. Prepare and place impressions 57. Prepare a patient for retentive resin and complete denture construction with a dental 58. Place dental material into a patient's mouth in response to a dentist's instruction. 59. Remove excess cement from trays, crowns, bridges, and orthodontics 60. Prepare and place impressions 61. Prepare a patient for retentive resin and complete denture construction with a dental 62. Place dental material into a patient's mouth in response to a dentist's instruction. 63. Remove excess cement from trays, crowns, bridges, and orthodontics 64. Prepare and place impressions 65. Prepare a patient for retentive resin and complete denture construction with a dental 66. Place dental material into a patient's mouth in response to a dentist's instruction. 67. Remove excess cement from trays, crowns, bridges, and orthodontics 68. Prepare and place impressions 69. Prepare a patient for retentive resin and complete denture construction with a dental 70. Place dental material into a patient's mouth in response to a dentist's instruction. <p>Under General Supervision*</p> <ul style="list-style-type: none"> 1. Collect and record information pertaining to dental conditions 2. Collect and record information pertaining to existing dental 3. CE 1000 4. CE 1000 5. Take an indirect patient in oral 6. Take an indirect patient in oral 7. Take an indirect patient in oral 8. Take an indirect patient in oral 9. Take an indirect patient in oral 10. Take an indirect patient in oral 11. Take an indirect patient in oral 12. Take an indirect patient in oral 13. Take an indirect patient in oral 14. Take an indirect patient in oral 15. Take an indirect patient in oral 16. Take an indirect patient in oral 17. Take an indirect patient in oral 18. Take an indirect patient in oral 19. Take an indirect patient in oral 20. Take an indirect patient in oral 21. Take an indirect patient in oral 22. Take an indirect patient in oral 23. Take an indirect patient in oral 24. Take an indirect patient in oral 25. Take an indirect patient in oral 26. Take an indirect patient in oral 27. Take an indirect patient in oral 28. Take an indirect patient in oral 29. Take an indirect patient in oral 30. Take an indirect patient in oral 31. Take an indirect patient in oral 32. Take an indirect patient in oral 33. Take an indirect patient in oral 34. Take an indirect patient in oral 35. Take an indirect patient in oral 36. Take an indirect patient in oral 37. Take an indirect patient in oral 38. Take an indirect patient in oral 39. Take an indirect patient in oral 40. Take an indirect patient in oral 41. Take an indirect patient in oral 42. Take an indirect patient in oral 43. Take an indirect patient in oral 44. Take an indirect patient in oral 45. Take an indirect patient in oral 46. Take an indirect patient in oral 47. Take an indirect patient in oral 48. Take an indirect patient in oral 49. Take an indirect patient in oral 50. Take an indirect patient in oral 51. Take an indirect patient in oral 52. Take an indirect patient in oral 53. Take an indirect patient in oral 54. Take an indirect patient in oral 55. Take an indirect patient in oral 56. Take an indirect patient in oral 57. Take an indirect patient in oral 58. Take an indirect patient in oral 59. Take an indirect patient in oral 60. Take an indirect patient in oral 61. Take an indirect patient in oral 62. Take an indirect patient in oral 63. Take an indirect patient in oral 64. Take an indirect patient in oral 65. Take an indirect patient in oral 66. Take an indirect patient in oral 67. Take an indirect patient in oral 68. Take an indirect patient in oral 69. Take an indirect patient in oral 70. Take an indirect patient in oral | <p>Dental Assistant</p> <p>Entry Level Dental Assistant</p> | <p>Education/Training/Credential Required</p> <p>Job Title Assigned by State (AZ)</p> <p>Expanded Function Dental Assistant (EFDA)</p> <p>Dental Assistant</p> <p>Entry Level Dental Assistant</p> | |

Compare your state's job designations to those used as standardized job titles in the DANB/ADAA Core Competencies Study.

If your state's dental practice act specifically defines levels of supervision, the state-specific definition is noted below the chart. See Appendix B for more information about supervision.

These data are presented for informational purposes only and are not intended as a legal opinion regarding dental practice in any state. DANB confers with each state's dental board at least annually regarding the accuracy and currency of this information. To verify, or if you have any questions, please contact your state's dental board.

NELDA®, CDA®, COA®, CRFDA®, CPFDA®, and COMSA®, are registered certification marks of the Dental Assisting National Board, Inc. (DANB). DANB®, Dental Assisting National Board®, RHS®, ICE®, and Measuring Dental Assisting Excellence® are registered service marks of DANB. CERTIFIED DENTAL ASSISTANT™ is a certification mark of DANB.

| Education/Training/ Credential Required | Job Title According to State of TN | Proposed Standardized National Job Titles (see below) | Radiography Requirements | Functions <u>NOT</u> Permitted by Dental Assistants in TN |
|--|---|---|---|--|
| <p>To perform expanded functions in Tennessee, Registered Dental Assistants (RDAs) <i>must</i> earn state certification by completing the requirements for each of the desired expanded functions listed below:</p> <p><u>Perform coronal polishing procedures:</u></p> <ul style="list-style-type: none"> Successfully complete a Board-approved coronal polishing course, including both a written and a clinical exam (to qualify, an individual must be an RDA in Tennessee) or complete a CODA-accredited dental assisting program that included coronal polishing in the curriculum and Receive a certificate in coronal polishing from the Tennessee Board of Dentistry <p><u>Apply sealants:</u></p> <ul style="list-style-type: none"> Successfully complete a Board-approved course in sealant application (to qualify, one must be a current RDA) or be enrolled in a CODA-accredited or TN Board-approved program which offers such a course and Receive a certificate in sealant application from the Board <p><u>Monitor nitrous oxide:</u></p> <ul style="list-style-type: none"> Successfully complete a Board-approved nitrous oxide monitoring course (to qualify, one must be a current RDA) or be enrolled in a CODA-accredited or TN Board-approved program which offers such a course and Receive a certificate in monitoring nitrous oxide from the Board <p><u>Perform restorative and/or prosthetic functions:</u></p> <ul style="list-style-type: none"> Have a minimum of two years of continuous, full-time registered dental assisting employment in the three years prior to enrolling in course and Complete a Board-approved certification course and Receive a certificate in restorative and/or prosthetic functions from the Board <p>Note: RDAs who have successfully completed a comparable training program in expanded functions in another state may be eligible to apply directly to the Board for an expanded functions certificate without additional training. For details see <i>DANB's State Fact Booklet</i> or contact the Tennessee Board of Dentistry.</p> | <p>Registered Dental Assistant (RDA) <i>qualified to perform expanded functions</i></p> | <p>Expanded Functions Dental Assistant (EFDA)</p> | <p>To legally operate dental x-ray equipment and perform dental radiographic procedures under the direct supervision of a licensed dentist in the state of Tennessee, a dental assistant <i>must</i> hold a certificate in dental radiology from the Tennessee Board of Dentistry. To qualify, one must:</p> <ul style="list-style-type: none"> Be a Registered Dental Assistant (<i>see requirements in column at left</i>) <p>AND</p> <ul style="list-style-type: none"> Successfully complete a Tennessee Board-approved radiology certification course (to qualify, one must be a current Tennessee RDA) OR Successfully complete a comparable training program in dental radiology in another state OR Be enrolled in a CODA-accredited or Board-approved dental assisting program that offers a dental radiology course as part of its curriculum OR Hold current DANB Certified Dental Assistant (CDA) certification OR Pass the Radiation Health and Safety (RHS) component of the DANB CDA exam <p>AND</p> <ul style="list-style-type: none"> Apply to the Tennessee Board of Dentistry for state certification in dental radiology | <p>The following functions are not permitted by any level of dental assistant:</p> <ul style="list-style-type: none"> Examination, diagnosis and treatment planning Surgical or cutting procedures on hard or soft tissue, including laser, air abrasion or micro-abrasion procedures, including curettage or root planing Fitting, adjusting and placement of prosthodontic appliances Issuance of prescription medications, medications not authorized by Tennessee law or Board of Dentistry rules, or work authorizations Performance of direct pulp capping, pulpotomy and other endodontic procedures not authorized by Tennessee law or Board of Dentistry rules Approve the final occlusion Placement of sutures Administration of local anesthesia, nitrous oxide, conscious sedation, or general anesthesia Use of a high-speed handpiece intraorally Utilization of laser equipment and technology Diagnosing the need for restorations Preparation/cutting of the tooth or soft tissue Modifying existing structure Removal of caries, bases and liners Diagnosing need for any prosthetic appliance Establishing vertical dimension of occlusion and interocclusal records Delivering and/or adjusting appliance Expose radiographs without state certification (as indicated in the middle column on this page) Expanded restorative or prosthetic functions without certification (as indicated in the column to the far left on this page) Perform coronal polishing without state certification (as indicated in the column to the far left on this page) Apply sealants without state certification (as indicated in the column to the far left) Monitoring nitrous oxide without state certification (as indicated in the column to the far left on this page) |
| <p>Registered Dental Assistants in Tennessee may perform the procedures listed for this level on the opposite page. To register as an RDA, one must:</p> <ul style="list-style-type: none"> Be at least 18 years old and Have a high school diploma or GED certificate and Successfully complete BLS for Healthcare Providers, CPR/AED for Professional Rescuers, or equivalent course and Successfully complete the Tennessee Board of Dentistry Ethics and Jurisprudence exam and Apply for registration to the Tennessee Board of Dentistry <p>A Practical Dental Assistant is an auxiliary employee of a licensed dentist(s) who is receiving practical chairside dental assisting training from a licensed dentist(s) or is a dental assistant student in an educational program accredited by the Commission on Dental Accreditation (CODA).</p> | <p>Registered Dental Assistant (RDA)</p> <p>Practical Dental Assistant</p> | <p>DANB Certified Dental Assistant (CDA) or Registered Dental Assistant (RDA)</p> <p>Dental Assistant</p> <p>Entry Level Dental Assistant</p> | <p> The ADAA/DANB Alliance developed a listing of standardized job titles (left) based on its national Core Competencies Study conducted from 2002-2005.</p> <p>The same study utilized a list of 70 job functions which were determined to be representative of a broad range of dental assisting core competencies.</p> <p>Functions in this state that relate to the national DANB/ADAA Core Competencies Study are numbered to the right, using language directly from this state's dental practice act. (The numbers correspond to the study's task numbering system.) </p> <p>Functions listed with bullets are part of this state's practice act but are not specific matches to DANB/ADAA research.</p> <div style="border: 1px solid black; padding: 5px; margin-top: 10px;"> <p>These state templates reflect the work done by the ADAA/ DANB Alliance to support a uniform national model for one set of dental assisting tasks, levels and requirements, which will serve as a viable career ladder for dental assistants.</p> </div> | |

| Job Title According to State of TN | Allowable Functions (Functions with numbers relate specifically to Core Competency designations; functions with bullets are in this state's practice act but are not specific matches to DANB research) |
|--|---|
|--|---|

Registered
Dental
Assistant
(RDA)
*qualified to
perform
expanded
functions*

Under Direct Supervision*

- 9. Coronal polishing
- 12, 33, 51. Restorative functions (insert, pack, carve and finish amalgam and intracoronal nonmetallic restorations)
- 22. Exposure of dental radiographs (see "Radiography Requirements" section on previous page)
- 40. Application of sealants
- 46. Prosthetic functions (take final impressions for fixed and removable prosthetic appliances)
- 59. Monitoring nitrous oxide

Registered
Dental
Assistant
(RDA)

Under Direct Supervision*

- Those functions that may be delegated to a practical dental assistant under direct supervision (see below)

Unsupervised

- Participate in educational functions involving organized groups or healthcare institutions regarding preventive oral health care

Practical
Dental
Assistant

Under Direct Supervision*

- | | | |
|---|---|---|
| <ul style="list-style-type: none"> 2, 37. The taking and recording of a patient's blood pressure, pulse, temperature, and medical history, and charting of oral conditions 3. Calling in prescriptions to the pharmacist as instructed by the employer/dentist 6. Packing and removing retraction cord, with or without vasoactive chemicals, for restorative dental procedures 12. The placement of amalgam in prepared cavities for condensation by the dentist 13. The removal of sutures and staples 14. Drying canals with absorbent paper points 15. Bending, selecting and pre-sizing arch wires and placing arch wires after final adjustment and approval by the dentist 15. Placement of chain elastics on brackets 15. Placement of exposure chains and attachments 18. The application of topical fluorides 24. The instruction of patients in dietary principles 24. Demonstration of oral hygiene procedures and oral health care regimen | <ul style="list-style-type: none"> 25. The maintenance of instrument and operatory infection control 27. The placement and removal of rubber dam 29. The selection, prefitting, cementation, curing and removing of orthodontic bands or brackets 34. Placement of cavity bases and liners 35, 62. The placement and removal of periodontal dressings 41. The preparation of instrument trays 42. Placement and removal of pre-treatment separators 43. Selecting and pre-fitting of stainless steel crowns or other pre-formed crowns for insertion by the dentist 44, 46. The taking of alginate impressions or any purpose other than permanent restorations 45. The placement and removal of matrices for restoration 48. Irrigating extraction site 49. Performing pulp testing 50, 55. The fabrication, placement and removal of temporary restorations 52. The processing of radiographs, including digital, of the mouth, gums, jaws, teeth or any portion thereof for dental diagnosis 56. The application of topical anesthetics | <ul style="list-style-type: none"> 61. Removal of cement excess from supragingival surface of teeth by hand instruments only 61. The removal of cement from restorations and bands 63, 69. The placement and removal of socket dressings <ul style="list-style-type: none"> • The taking of dental plaque smears • The removal of ligature and arch wires • Wound care as directed • Placement of springs on wires • Placement of hooks on brackets • Ligation of arch wires to brackets • The taking of oral cytologic smears • Removal of loose or broken bands or brackets • The application of desensitizing agents • Application of tooth conditioners for bonding • Packing of pulpotomy paste • Fitting, adjusting and cementation of correctional appliances • Other duties specifically approved by the Board at a regularly scheduled meeting of the Board |
|---|---|---|

*Direct Supervision means the continuous presence of a supervising dentist within the physical confines of the dental office when licensed and registered dental hygienists or registered dental assistants perform lawfully assigned duties and functions

Appendix A: Numbering System for Dental Assisting Functions

The following list of 70 dental assisting tasks was developed by the ADAA/DANB Alliance as part of a study of dental assisting core competencies conducted between 2002 and 2005. These selected tasks were determined to be representative of a broad range of dental assisting core competencies.

The **numbered functions** listed in the preceding state charts correspond to functions that were included in the DANB/ADAA core competencies study and use language directly from the state's dental practice act. The numbers are provided to facilitate comparison between and among states. Functions listed with **bullets** in the preceding charts are part of the state's practice act but are not specific matches to the functions that were included in the 2002-2005 study.

1. Perform mouth mirror inspection of the oral cavity
2. Chart existing restorations or conditions
3. Phone in prescriptions at the direction of the dentist
4. Receive and prepare patients for treatment, including seating, positioning chair, and placing napkin
5. Complete laboratory authorization forms
6. Place and remove retraction cord
7. Perform routine maintenance of dental equipment
8. Monitor and respond to post-surgical bleeding
9. Perform coronal polishing procedures
10. Apply effective communication techniques with a variety of patients
11. Transfer dental instruments
12. Place amalgam for condensation by the dentist
13. Remove sutures
14. Dry canals
15. Tie in archwires
16. Demonstrate knowledge of ethics/jurisprudence/patient confidentiality
17. Identify features of rotary instruments
18. Apply topical fluoride
19. Select and manipulate gypsums and waxes
20. Perform supragingival scaling
21. Mix dental materials
22. Expose radiographs
23. Evaluate radiographs for diagnostic quality
24. Provide patient preventive education and oral hygiene instruction
25. Perform sterilization and disinfection procedures
26. Provide pre- and post-operative instructions
27. Place and remove dental dam
28. Pour, trim, and evaluate the quality of diagnostic casts
29. Size and place orthodontic bands and brackets
30. Using the concepts of four-handed dentistry, assist with basic restorative procedures, including prosthodontics and restorative dentistry
31. Identify intraoral anatomy
32. Demonstrate understanding of the OSHA Hazard Communication Standard
33. Place, cure and finish composite resin restorations
34. Place liners and bases
35. Place periodontal dressings
36. Demonstrate understanding of the OSHA Bloodborne Pathogens Standard
37. Take and record vital signs
38. Monitor vital signs
39. Clean and polish removable appliances and prostheses
40. Apply pit and fissure sealants
41. Prepare procedural trays/armamentaria set-ups
42. Place orthodontic separators
43. Size and fit stainless steel crowns
44. Take preliminary impressions
45. Place and remove matrix bands
46. Take final impressions
47. Fabricate and place temporary crowns
48. Maintain field of operation during dental procedures through the use of retraction, suction, irrigation, drying, placing and removing cotton rolls, etc.
49. Perform vitality tests
50. Place temporary fillings
51. Carve amalgams
52. Process dental radiographs
53. Mount and label dental radiographs
54. Remove temporary crowns and cements
55. Remove temporary fillings
56. Apply topical anesthetic to the injection site
57. Demonstrate understanding of the Centers for Disease Control and Prevention Guidelines
58. Using the concepts of four-handed dentistry, assist with basic intraoral surgical procedures, including extractions, periodontics, endodontics, and implants
59. Monitor nitrous oxide/oxygen analgesia
60. Maintain emergency kit
61. Remove permanent cement from supragingival surfaces
62. Remove periodontal dressings
63. Place post-extraction dressings
64. Fabricate custom trays, to include impression and bleaching trays, and athletic mouthguards
65. Recognize basic medical emergencies
66. Recognize basic dental emergencies
67. Respond to basic medical emergencies
68. Respond to basic dental emergencies
69. Remove post-extraction dressings
70. Place stainless steel crown

Appendix B: Levels of Supervision

An important consideration in the discussion of the delegation of tasks to dental assistants is that of supervision of dental assistants by their dentist-employers. The American Dental Association (ADA) has identified five levels of supervision for dental auxiliaries, including dental assistants, which it defines in its “Comprehensive Policy Statement on Allied Dental Personnel,” (2010: 505) which is part of its *Current Policies*, last updated in 2018. Note that “allied dental personnel” refers to dental assistants, dental hygienists, community dental health coordinators and dental laboratory technicians.

The five levels of supervision defined by the ADA are as follows:

Personal supervision: A type of supervision in which the dentist is personally operating on a patient and authorizes the allied dental personnel to aid treatment by concurrently performing a supportive procedure.

Direct supervision: A type of supervision in which a dentist is in the dental office or treatment facility, personally diagnoses and treatment plans the condition to be treated, personally authorizes the procedures and remains in the dental office or treatment facility while the procedures are being performed by the allied dental personnel and evaluates their performance before dismissal of the patient.

Indirect supervision: A type of supervision in which a dentist is in the dental office or treatment facility, has personally diagnosed and treatment planned the condition to be treated, authorizes the procedures, and remains in the dental office or treatment facility while the procedures are being performed by the allied dental personnel, and will evaluate the performance of the allied dental personnel.

General supervision: A type of supervision in which a dentist is not required to be in the dental office or treatment facility when procedures are provided, but has personally diagnosed and treatment planned the condition to be treated, has personally authorized the procedures, and will evaluate the performance of the allied dental personnel.

Public Health Supervision: A type of supervision in which a licensed dental hygienist may provide dental hygiene services, as specified by state law or regulations, when such services are provided as part of an organized community program in various public health settings, as designated by state law, and with general oversight of such programs by a licensed dentist designated by the state.

Furthermore, the ADA’s “Comprehensive Policy Statement on Allied Dental Personnel” stipulates that intraoral expanded functions should be performed by allied dental personnel “under the supervision of a dentist.”

Because the study of dental assisting core competencies undertaken by the ADA/DANB Alliance did not address the question of supervision, the ADA/DANB Alliance does not make any recommendations as to the levels of supervision that should be necessary for the delegation of the tasks included in the study to dental assistants. However, the ADA/DANB Alliance believes it is important to call attention to the fact that, while the ADA has defined supervision levels in the aforementioned policy statement, which governs the ADA’s own activities and the activities of its members, these definitions have not been uniformly adopted by the dental boards of every U.S. state or district.

For the purposes of the attached charts, if a state’s dental practice act specifically defines levels of supervision, the state-specific definition is noted in the footer of the second page of the state chart.



Measuring Dental Assisting Excellence®

Dental Assisting National Board, Inc. (DANB)

444 N. Michigan Ave., Suite 900, Chicago, IL 60611 • 1-800-367-3262 or 312-642-3368 • Fax: 312-642-8507
danbmail@danb.org • www.danb.org